

# AUDIO GROUND LOOP ISOLATION TRANSFORMERS

## For Professional Audio Applications

### Features:

- Easy to Use
- True Isolation Transformers
- Distortion-Free
- Low Signal Loss
- Excellent Signal Fidelity
- Ten Times Audio Bandwidth
- Passive Device
- Ground Lifter Switch



### SPECIFICATIONS:

	<b>AGL-10K</b>	<b>AGL-600</b>	<b>AGL-600-2</b>
Number of Channels.....	1.....	1.....	2.....
Bandwidth .....	300KHz.....	300KHz.....	300KHz.....
Isolation.....	100 Megohms, minimum.....	100 Megohms, minimum.....	100 Megohms, minimum.....
Insertion Loss.....	Less than .5dB.....	Less than .5dB.....	Less than .5dB.....
Impedance.....	10K Ohms input.....	600 Ohms input.....	600 Ohms input & output.....
Case Material.....	High-Impact ABS plastic.....	High-Impact ABS plastic.....	High-Impact plastic.....
Size.....	3-3/4" x 2-5/8" x 1-1/2".....	3-3/4" x 2-5/8" x 1-1/2".....	5-3/8" x 4" x 2".....
Input Connector.....	1/4" Phone Jack.....	3-Pin XLR Female.....	3-Pin XLR Female & 1/4" Phone Jack.....
Output Connector.....	1/4" Phone Jack.....	3-Pin XLR Male.....	3-Pin XLR Male & 1/4" Phone Jack.....
Shielded Transformer Core.....	Yes.....	Yes.....	Yes.....
Turns Ratio.....	1:1.....	1:1.....	1:1.....
Isolation Between Channels.....	N/A.....	N/A.....	100dB, minimum.....

## ALLEN AVIONICS, INC.

224 East Second Street, Mineola, NY 11501 • Tel: (516) 248-8080 • Fax: (516) 747-6724 • www.allenavionics.com

# Ground Loop Isolation Transformers for Professional Audio Applications

All transformers in the AGL series are true isolation transformers, designed for low distortion, linear phase response and excellent pulse fidelity. This is accomplished by extending the bandwidth to over 300KHz (10-15 times the normal 20KHz bandwidth). The extended bandwidth guarantees a linear phase response that provides distortion-free audio with no loss of its original harmonic content. The AGL-600 and AGL-600-2 include a ground lifter switch for the XLR connectors.

The AGL series of audio isolation transformers was designed to solve the common audio problems of hum, buzz, noise and unbalanced lines. These problems usually exist at the output of an electronic device that is connected to another electronic device in such a way as to create a ground loop where common mode or EMI current can flow. See Figure #1.

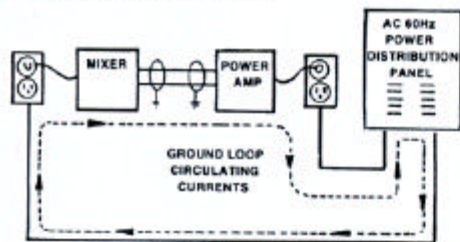


FIGURE #1

Hum in audio or video systems is usually the result of a ground loop in the system like the one shown in Figure #1. Common mode current will flow in a ground loop created by an electrical system that has grounds at different voltage potentials. The result is 60 Hertz hum in the power amp output.

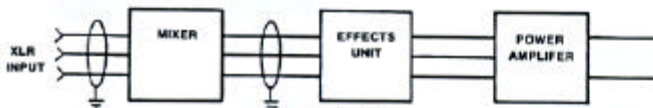


FIGURE #2

In a multiple device system shown in figure #2, it is very important to determine which two pieces of equipment are the ones creating a problem. The AGL-600 or AGL-600-2 can be inserted between them to eliminate the hum. See Figure #3.

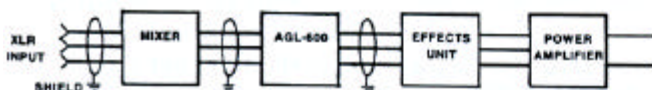


FIGURE #3

When the audio system is operating and hum exists, disconnect one piece of the equipment at a time until the hum stops. Once you find the combination of equipment that creates the hum, you can install the AGL-600 or AGL-600-2 isolation transformer between them. See Figure #3

## AUDIO ISOLATION TRANSFORMER with HIGH COMMON MODE REJECTION

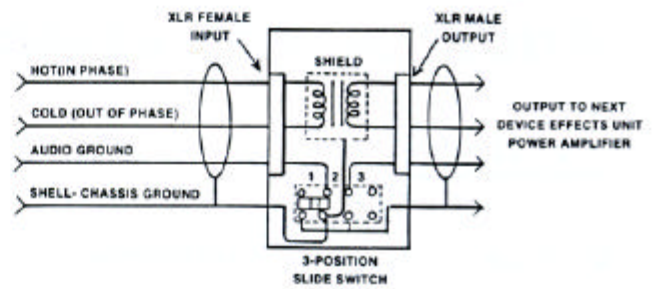


FIGURE #4

Switch Position (1)

Chassis shield connected. Audio ground not connected. Acts as a balanced line transformer to break ground loops. Eliminates hum and buzz.

Switch Position (2)

Chassis shield and audio ground connected. Corrects balance on audio lines.

Switch Position (3)

Chassis shield and audio ground not connected. Breaks ground loops, provides audio isolation.

The AGL-600 or AGL-600-2 will stop hum, buzz and line balance problems. The 3-position switch will eliminate the need to cut pin "1" to lift the audio ground and the connection to the shield.

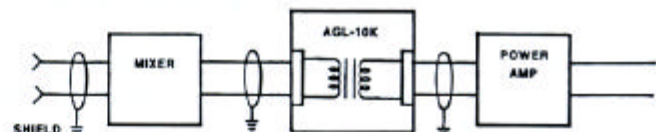


FIGURE #5

For audio systems using 1/4" mono jacks and plugs, use the AGL-10K (adaptors are available to RCA and 3.5mm audio connectors). See Figure #5.

**ALLEN AVIONICS, INC.**