

Furukawa Electric Industrial Cable Co., Ltd.

1-9, 5-chome, Higashiyahata, Hiratsuka-city, Kanagawa, Japan

Spec. No. 8GS-060013

STANDARD SPECIFICATION

FOR

TV CAMERA CABLE(2SM-9.2-37.5)

Furukawa Electric Industrial Cable Co., Ltd.

1. Scope

This specification shall cover the following TV camera cables combined with optic fibers.

2SM-9.2-37.5 : TV camera cable for general use.

2. Constitution

TV camera cables shall be constituted as follows ;

For power supply : 4 cores 0.52SQ

For data : 2 SM fibers

For control : 2 cores 0.18SQ

3. Conditions

(1) Operating temp. Range : -20°C ~ +60°C

(2) Storage and transportation temp. Range : -40°C ~ +80°C

(3) Bending radius : Not less than 6 times of cable overall diameter

(4) Allowable tension : 686N

6. Inspection

Inspection shall be carried out on the following items in accordance with test method of 6.

(1) Appearance

(4) Dielectric strength

(2) Construction

(5) Insulation resistance

(3) Conductor resistance

(6) Transmission loss of optic fiber

7. Packing

Each length of the cables shall be wound on a reel or coiled into a bundle and suitably packaged so as not to be damaged in transportation.

8. Marking

8.1 Marking on sheath of cable

The following information shall be indelibly marked at suitable intervals on the surface of cable.

(1) Symbol (2SM-9.2-37.5)

(2) Manufacturer's name and /or its mark

Furukawa Electric Industrial Cable Co., Ltd.

8.2 Marking on package

The following information shall be suitably marked on the package.

- (1) Symbol (2SM-9.2-37.5)
- (2) Length and quantity
- (3) Manufacturer's name and /or its mark

Furukawa Electric Industrial Cable Co., Ltd.

Attached table

Symbol		2SM-9.2-37.5			
Kind of cores		Power	Control	Optic fiber	Strength member
No. of cores	No.	4	2	2	1
Size of conductor	mm ²	0.52	0.18	-	-
Construction of conductor	No/mm	21/0.18	7/0.18	-	19/0.36
Diameter of mode field	μm	-	-	9.5±1	-
Cladding diameter	μm	-	-	125±1	-
Approx. diameter of conductor	mm	0.9	0.55	-	1.8
Nominal thickness of insulation	mm	0.4	0.3	-	0.35
Approx. core diameter	mm	1.7	1.2	0.9±0.05	2.5
Approx. thickness of tin-coated annealed copper braid	mm	0.3			
Nominal thickness of anti-injury sheath	mm	1.2			
Approx. overall diameter	mm	9.2±0.3			
Approx. net weight	g/m	120			
Max. conductor resistance (20°C)	Ω/km	37.5	113	-	To be Conducted
AC withstanding voltage	V/1min	1,000	500	-	-
Min. insulation resistance (room temp.)	MΩ km	10,000	10,000	-	-

Core identification

K : Black

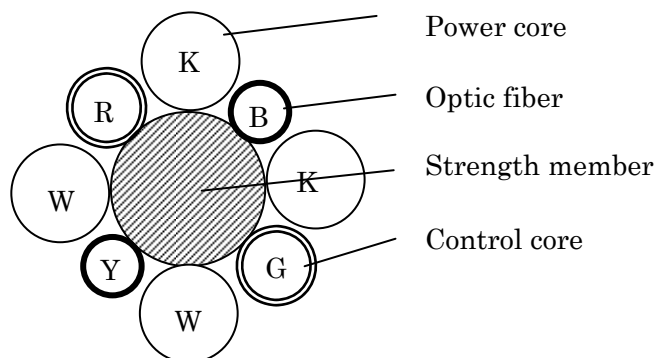
W : White(natural)

R : Red

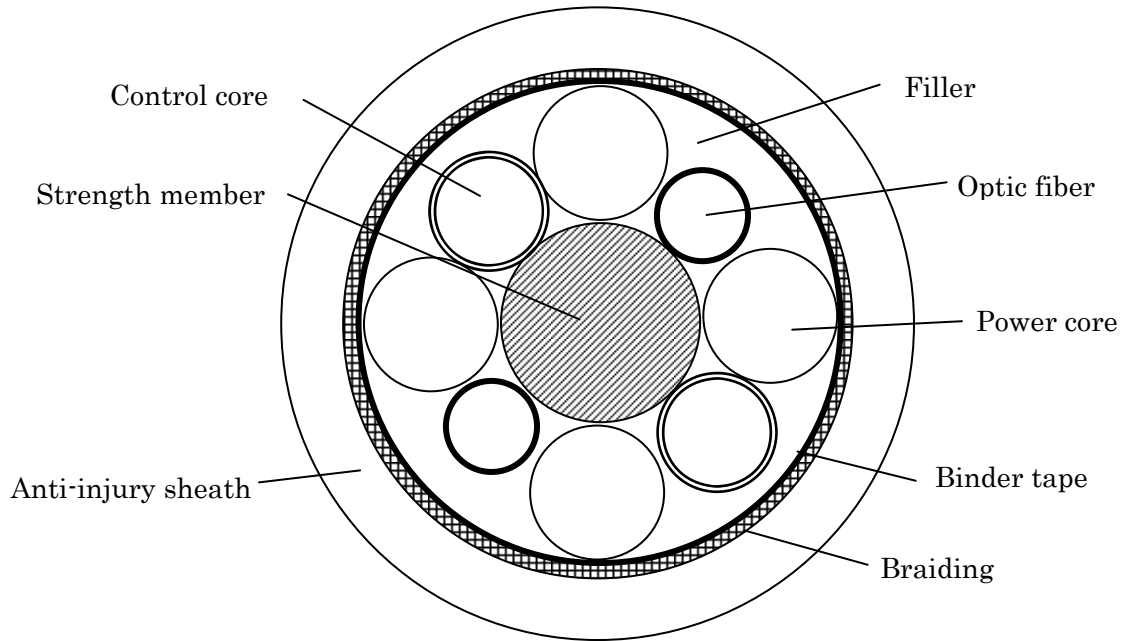
G : Green

B : Blue

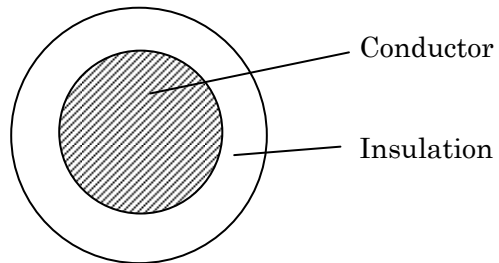
Y : Yellow



Attached drawing Cross section drawing of 2SM-9.2-37.5



Cross section drawing of power core, control core and strength member



Cross section drawing of optic fiber

