



Dante 2-Channel Power Amplifier 240W

User Manual

500553



Table of Contents

1. Safety Precautions.....	3
2. Introduction.....	4
3. Features.....	4
4. Package Contents.....	4
5. Specifications.....	5
6. Operation Controls and Functions.....	5
6.1. Front Panel.....	5
6.2 Rear Panel.....	6
7. Dante Controller.....	7
8. Connection Diagram.....	8

1. Safety Precautions

To ensure the best performance from the product, please read all instructions carefully before using the device. Save this manual for future reference.

- Follow basic safety precautions to reduce the risk of fire, electrical shock, and injury.
- Do not dismantle the housing or modify the module. It may result in electrical shock or burns.
- Do not open or remove the housing of the device as you may be exposed to dangerous voltage or other hazards.
- To prevent fire or shock hazard, do not expose the unit to rain, moisture and do not install this product near water. Keep the product away from liquids.
- Spillage into the housing may result in fire, electrical shock, or equipment damage. If an object or liquid falls or spills on the housing, unplug the module immediately.
- Do not use liquid or aerosol cleaners to clean this unit. Always unplug the power to the device before cleaning.
- Using supplies or parts not meeting the product specifications may cause damage, deterioration or malfunction.
- Refer all servicing to qualified service personnel.
- Install the device in a place with adequate ventilation to avoid damage caused by overheat.
- Unplug the power when left unused for a long period of time.
- Information on disposal of devices: do not burn or mix with general household waste, please treat them as normal electrical waste.

Copyright Notice

All contents in this manual are copyrighted, and cannot be cloned, copied, or translated without the express permission of MuxLab Inc. Product specifications and information in this document are for reference only, and the content may be updated from time to time without prior notice.

2. Introduction

The Dante 2-Channel Power Amplifier 240W (Model 500553) features a Dante slot card that accepts the digital signal from the Dante network and converts it to an analog audio signal using it as the input source of the amplifier. Simply use "Dante Controller" to route a signal from source devices that are on the same Dante network. Its space-saving 1/2 rack design allows for quick installation and provides flexibility to mix and match with other 1/2 rack products to save valuable equipment rack space.

This powerful class D amplifier is combined with features such as 12V trigger control, audio sensing, volume gain adjustment, short circuit protection and overheating protection.

3. Features

- Two-channels audio amplifier with Dante integration
- Supports 2 x 120W @ 4/8 ohm, 1 x 240W @ 4/8 ohm, or 70/100V constant output for multiple speakers
- Switch for High Pass Filter
- Selection for Power-Up mode.
- Natural cooling without Fan
- Short circuit protection
- Overheating protection
- Red Led (Front Panel) to indicate Standby mode is active
- Power down after 15 minutes of no signal and meets with Energy Star power consumption limits of < 0.5W in standby

4. Package Contents

- One (1) Dante 2-Channel Power Amplifier 240W
- Three (3) Mounting Ears
- One (1) Wall mounting bracket
- One (1) Power cable IEC320 C13
- One (1) 4-pin Phoenix Connector
- One (1) 2-pin Phoenix Connector
- Four (4) Rubber feet
- One (1) User manual (available via download)


Notes: Confirm that the product and accessories are all included. If not, please contact the supplier from which you purchased the unit.

5. Specifications

Power (Stereo Mode)	120W x 2, 8 Ω (31 V) RMS output (steady state), per channel @ < 1 % THD+N 120W x 2, 4 Ω (22 V) RMS output(steady state), per channel @ < 1 % THD+N
Power (Bridged Outputs)	240W, 70V @ < 1 % THD+N 240W, 100V @ < 1 % THD+N
Frequency Response	20 Hz - 20 kHz, +/- 2 dB @ 4Ω Load
High Pass Filter	80Hz (±2dB)
Signal to Noise	>90dB @ 1W (20 Hz - 20 kHz)
Input Sensitivity	1.0V (+2.2dBu) @ Max Output 4Ω
Trigger Connectors	3.5 mm Jacks
Gain Value	25 dB @ 4Ω
Output Connectors	4 pin Euro terminal (4Ω/8Ω) 2 pin Euro terminal (70V/100V)
Maximum Input Level	12.3 V (+24 dBu)
Trigger In/Out	12VDC
Dimensions	214mm(W) x 249.8mm(D) x 44mm(H)
Net Weight	1.94 Kg
Power Requirements	100 - 240 VAC, 50 - 60 Hz, 350W
Warranty	2 years
Order Information	500553 Dante 2-Channel Power Amplifier 240W (UPC: 627699005538)

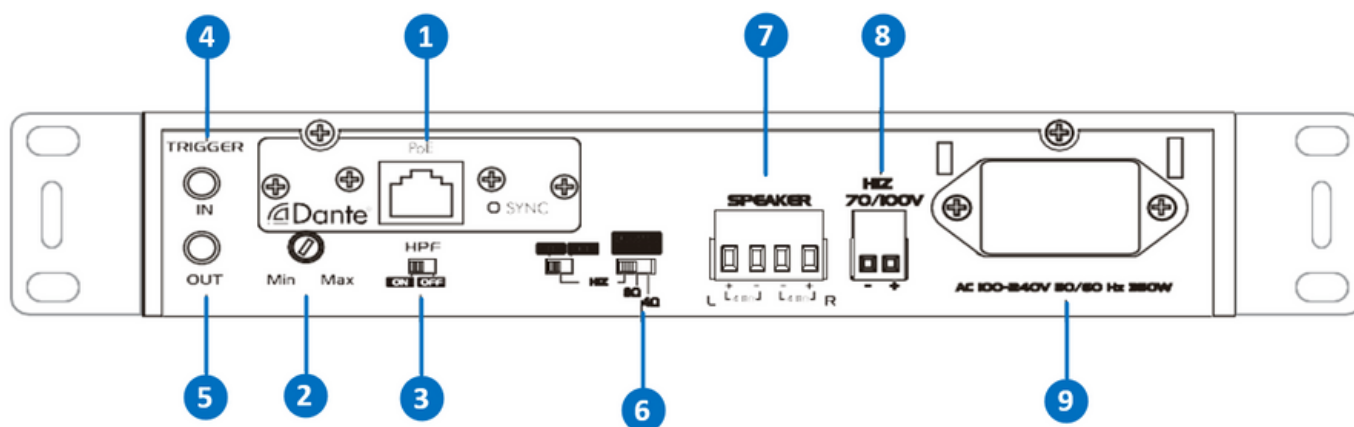
6. Operation Controls and Functions

6.1 Front Panel



No	Name	Function Description
1	ON	The unit always Power ON and will not go to Standby mode.
2	AUTO	The unit goes into standby mode after 15 minutes without signal detection.
3	TRIGGER	The unit only power on by providing 12VDC at Trigger in the Rear Panel.
4	LED	Green indicates Power On. Red indicates Standby mode.

6.2 Rear Panel



No	Name	Function Description
1	Dante Interface	Dante Interface receiver, connecting with Dante network switch. The network LED will illuminate yellow when the unit is connected to a network. The network LED will illuminate green / blink when the unit has an IP address and is communicating to the network. Note: Dante receiver will need the power from the switch with PoE function. Note: In Auto mode, when receiving the signal from Dante Network, the amplifier will be triggered on.
2	Level	Adjust the level of output.
3	HPF	High Pass Filter (80Hz).
4	Trigger In	Apply 12VDC to this connector to active the unit.
5	trigger Out	Provide 12VDC to trigger another device.
6	Output Select Switch	4Ω/8Ω and HIZ for 70V/100V.
7	Speaker	Connect with 4Ω or 8Ω speakers.
8	70V/100V	Connect with Constant-Voltage speakers.
9	AC Input	Connect to a power outlet.

Dante Audio Interface

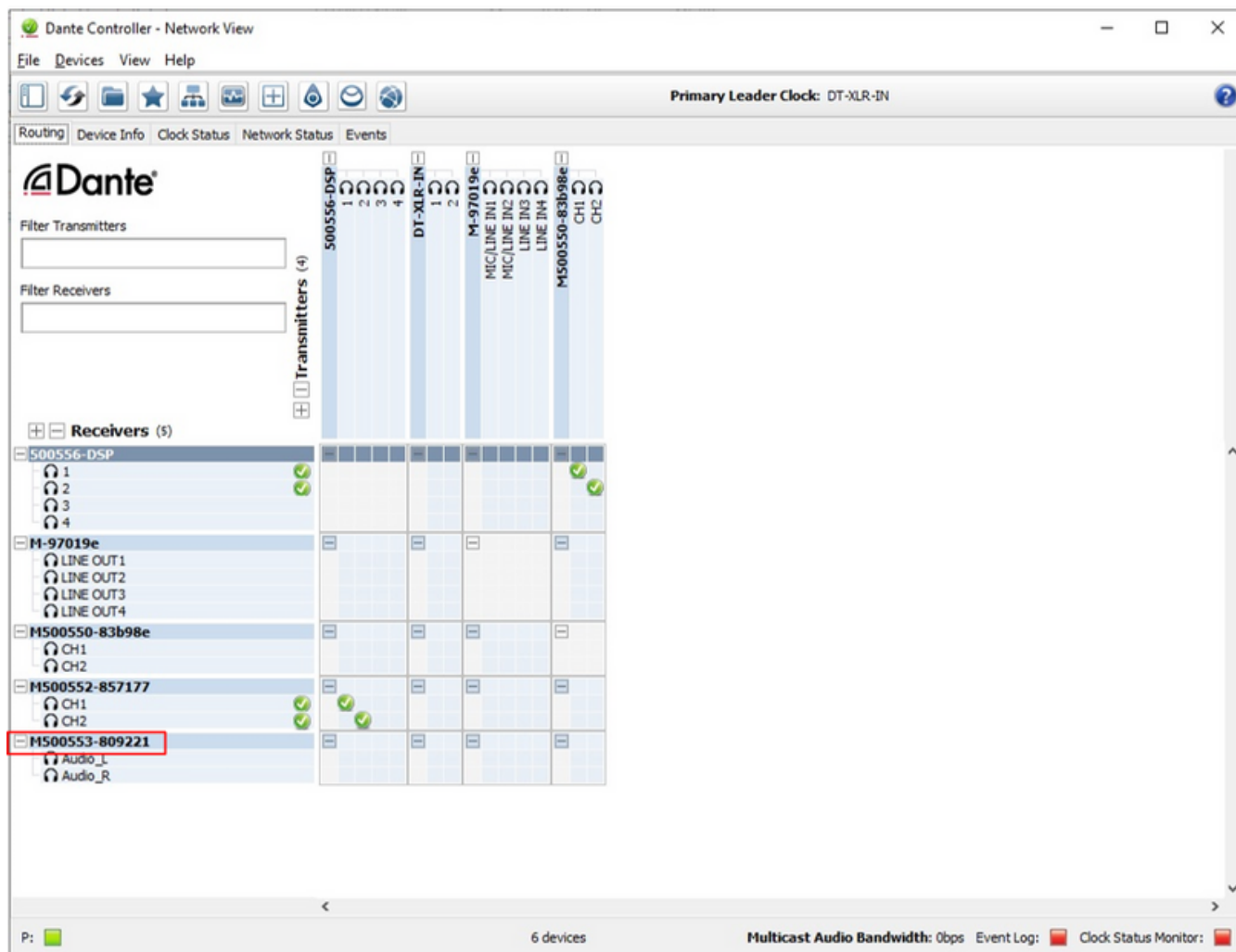
- 2x2 audio channels
- I2S digital audio format
- 16, 24 or 32-bit audio samples (per device or per channel)
- 44.1 KHz, 48KHz, 88.2KHz and 96KHz sample rates
- Power supply: PoE, 5V 36mA

Network Interface

- Standard 100Mbps Ethernet RMII Ethernet interface with MDIO Hardware time-stamping, supporting sample-accurate playback
- Transmit flows: 2 (unicast or multicast)
- Receive flows: 2 (unicast or multicast)
- Latency from 2ms

7. Dante Controller

The Dante 2-Channel Power Amplifier 240W is built in Dante interface and compatible with the software “Dante Controller”.



The “Dante Controller” software can be downloaded free of charge from the Audinate website (Audinate is the company that owns the Dante technology). To install the software on the computer, please visit the link:

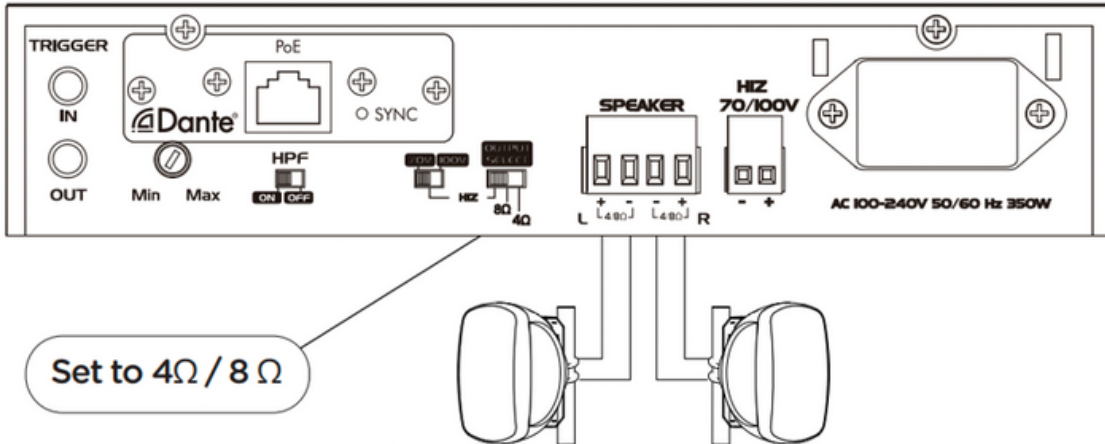
<https://www.audinate.com/products/software/dante-controller>

And the “User Guide” of “Dante Controller” is available at the following link:

<https://www.audinate.com/resources/technical-documentation>

8. Connection Diagram

Stereo mode (4 Ω / 8 Ω)



Bridged mode (HI-Z 70V / 100V)

