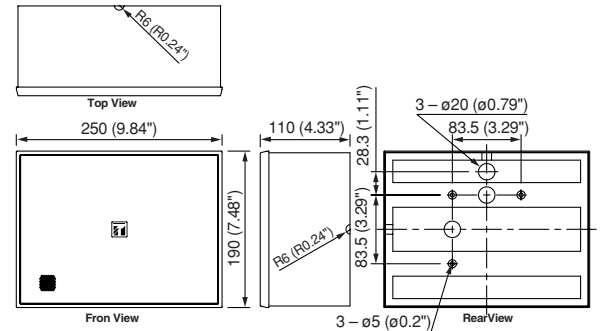


BS-678 Wall Mount Speaker System



APPEARANCE AND DIMENSIONAL DIAGRAM

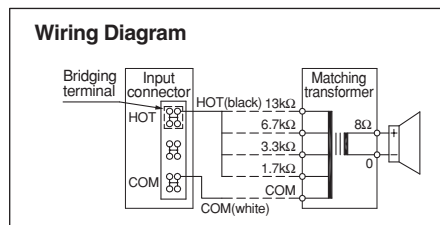


DESCRIPTION

The BS-678 is a double-cone type speaker with a wooden cabinet that has a stylish, compact and unobtrusive design and that delivers highly cost-effective performance. A push-in type input connector allows easy cable connections and bridge wiring. The selectable input impedance can be easily adjusted by changing the tap position of the unit's transformer. 6" (16cm) double cone speaker unit ensures high-quality sound, making the BS-678 ideal for BGM and announcement applications. It can be installed in either a horizontal or a vertical orientation. Its structure permits direct wall installation with screws, making the speaker unit resistant to falling even if outward force is applied to it.

FEATURES

- Stylish, compact and unobtrusive design
- Quick and easy installation
- High cost-effectiveness
- Horizontal / vertical installation
- Ideally suited for BGM and announcements

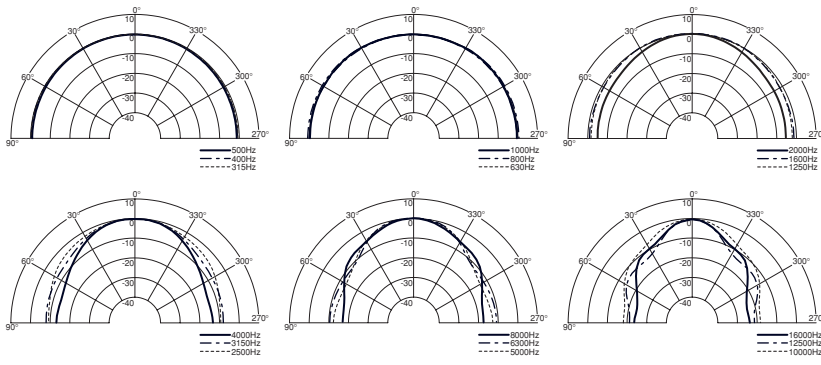


SPECIFICATIONS

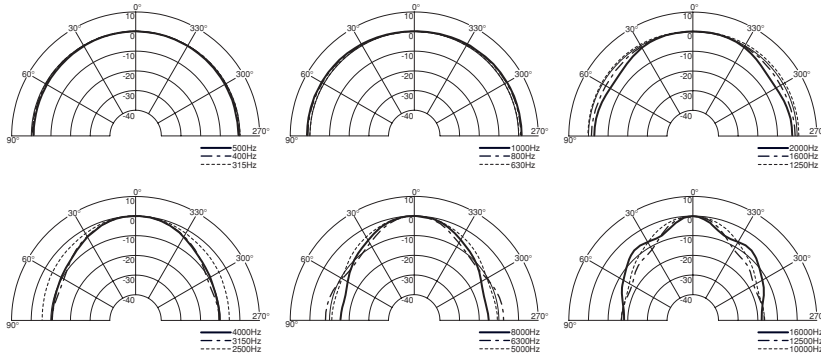
| | |
|------------------------------|--|
| Rated Input: | 6W (100V line), 3W (70V line) |
| Rated Impedance: | 100V line: 1.7kΩ (6W), 3.3kΩ (3W), 6.7kΩ (1.5W), 13kΩ (0.8W) 70V line: 1.7kΩ (3W), 3.3kΩ (1.5W), 6.7kΩ (0.8W), 13kΩ (0.4W) |
| Sensitivity (1W, 1m): | 94dB (500 – 5,000Hz, pink noise) |
| Frequency Response: | 150 – 20,000Hz (peak –20dB) |
| Speaker Component: | 6" (16cm) double cone-type |
| Applicable Cable: | 600V vinyl-insulated cable (IV wire or HIV wire) Solid copper wire: $\phi 0.8 - \phi 1.6$ mm (equivalent to AWG 20 – 14) 7-core twisted copper wire: 0.75 – 1.25mm ² (equivalent to AWG 18 – 16) |
| Connection: | Push-in connector (bridging terminal) |
| Finish: | Baffle: HIPS resin, off-white (RAL 9010 or equivalent colour) Cabinet: Particle board with pvc sheet, off-white (RAL 9010 or equivalent colour) Grille: Surface-treated steel plate net, off-white (RAL 9010 or equivalent colour) |
| Dimensions: | 250 (W) × 190 (H) × 110 (D) mm (9.84" × 7.48" × 4.33") |
| Weight: | 1.7kg (3.75 lb) |
| Accessory: | Speaker mounting screw (4 × 35 (0.16" × 1.38")) × 2 |

Note: When mounting the BS-678 to plaster board walls be sure to use sufficient "anchoring type" bolts from the local hardware store instead of the supplied screws.

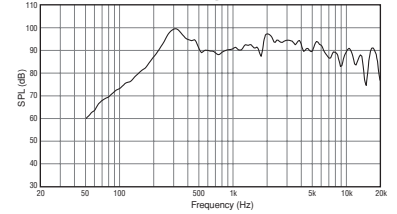
Polar Response (Horizontal)



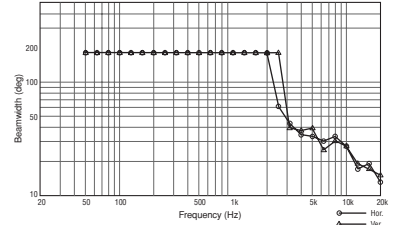
Polar Response (Vertical)



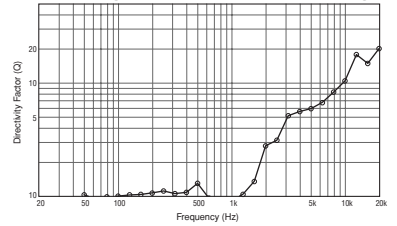
SPL vs. Frequency



Beamwidth vs. Frequency



Directivity Factor vs. Frequency



Architect's and Engineer's Specifications

The speaker shall be a 6" (16cm) double cone-type speaker suitable for wall mounting. Cable connection shall be by means of a push-in connector (bridging terminal).

The speaker shall include a transformer having multiple taps (0.8W, 1.5W, 3W, 6W at 100V and 0.4W, 0.8W, 1.5W, 3W at 70V) adjustable. The output sound pressure level at a distance of 1m with a 1W input level applied shall be 94 dB SPL. The speaker shall have a frequency response of 150 – 20,000Hz (-20dB).

The speaker enclosure shall be constructed of particle board, with a pvc sheet, and the baffle of HIPS. The grille shall be surface-treated steel plate net. The speaker shall be available in off-white colour. The unit shall have dimensions of 250 (W) × 190 (H) × 110 (D) mm (9.84" × 7.48" × 4.33"), and a weight of 1.7 kg (3.75 lb).

The speaker shall be a TOA model BS-678.