

MODEL MX183, MX184, MX185 MICROPHONES



OVERVIEW

Models MX183, MX184, and MX185 are wired lavalier electret condenser microphones designed for speech and vocal pickup, general purpose sound reinforcement, recording, and remote monitoring applications. They can be clipped

to neckties, lapels, and other articles of clothing. Interchangeable cartridges make it possible to easily reconfigure microphone coverage as the need arises.

FEATURES

- Wide dynamic range and frequency response for accurate sound reproduction across the audio spectrum
- Interchangeable cartridges that provide an optimal choice for each application
- Rotatable tie-clip that pivots in 90° increments for placement flexibility
- Supplied snap-fit foam windscreen that controls breath noise and stays on securely
- Balanced, transformerless output for increased immunity to noise over long cable runs
- Supplied dual tie clip holds two microphones for dual miking applications

MODEL VARIATIONS

MX183 (Omnidirectional): Provides low handling noise. Pickup angle = 360°.

MX184 (Supercardioid): Provides high rejection of ambient noise and narrow pickup angle. Use of windscreen highly

recommended. Pickup angle (–3 dB) = 115°.

MX185 (Cardioid): Provides good rejection of ambient noise. Use of windscreen highly recommended. Pickup angle (–3 dB) = 130°.

SPECIFICATIONS

Type

Condenser (electret bias)

Frequency Response See Figure 2

50 to 17,000 Hz

Polar Pattern See Figure 3

MX183: Omnidirectional

MX184: Supercardioid

MX185: Cardioid

Output Impedance

EIA rated at 150 Ω (180 Ω actual)

Open Circuit Sensitivity (at 1 kHz, ref. 1V/Pascal*)

MX183: –27.5 dB (42.2 mV)

MX184: –33.5 dB (21.1 mV)

MX185: –35.0 dB (17.0 mV)

*1 Pascal = 94 dB SPL

Max SPL (1kHz at 1%THD, 1 kΩ load)

MX183: 116.7 dB

MX184: 122.7 dB

MX185: 124.2 dB

Equivalent Output Noise (A-weighted)

MX183: 20.5 dB

MX184: 26.5 dB

MX185: 28.0 dB

Signal to Noise Ratio (referenced at 94 dB SPL)

MX183: 73.5 dB

MX184: 67.5 dB

MX185: 66.0 dB

Dynamic Range at 1 kΩ load

96.2 dB

Power Requirements

11 to 52 Vdc phantom, 2.0 mA

Common Mode Rejection

45.0 dB minimum

Polarity

Positive sound pressure on diaphragm produces positive voltage on pin 2 relative to pin 3 of output XLR connector.

Environmental Conditions

Operating Temperature Range: -18° to 57° C (0° to 135° F)

Storage Temperature Range: -29° to 74° C

(-20° to 165° F)

Cable

Shielded 1.2 meter (4 ft.) cable terminated with a 4-Pin Female Mini Connector (TA4F)

Dimensions

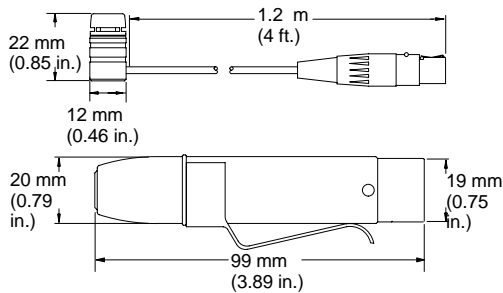
See Figure 1

CERTIFICATION

Eligible to bear CE Marking. Conforms to European EMC Directive 89/336/EEC. Meets applicable tests and performance criteria in European Standard EN55103 (1996) parts 1 and 2, for residential (E1) and light industrial (E2) environments.

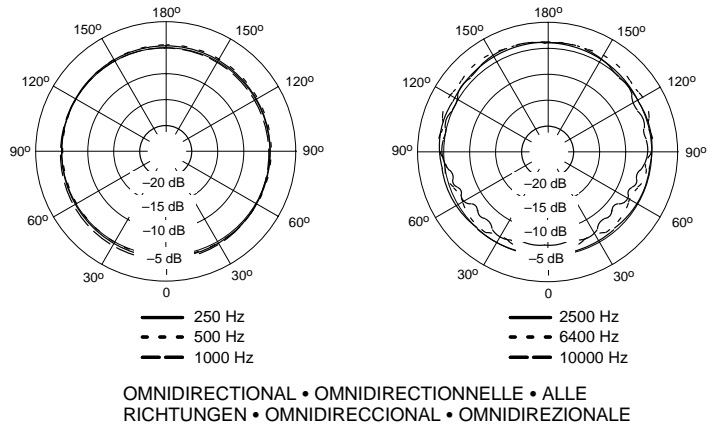
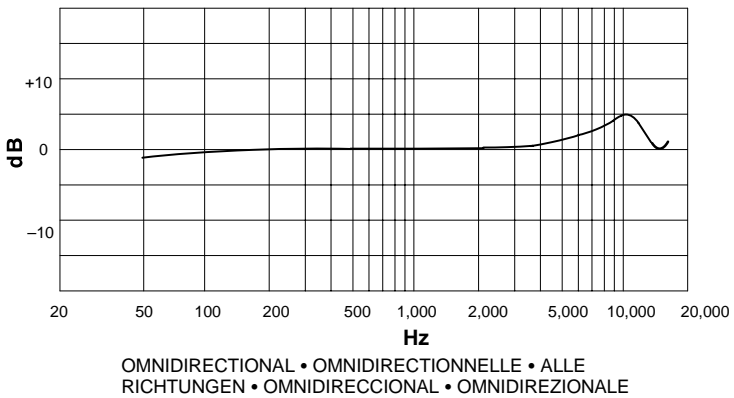
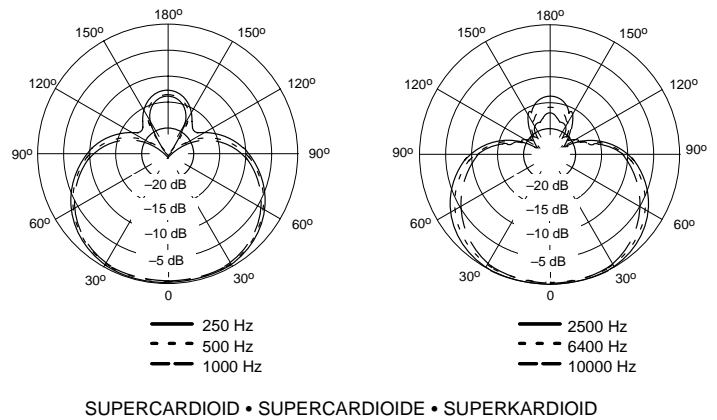
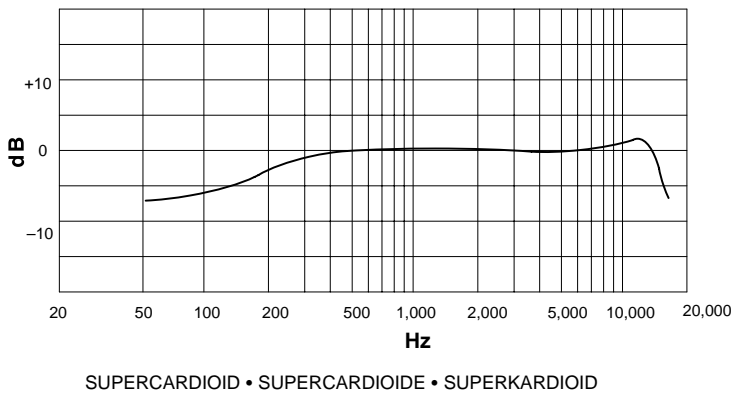
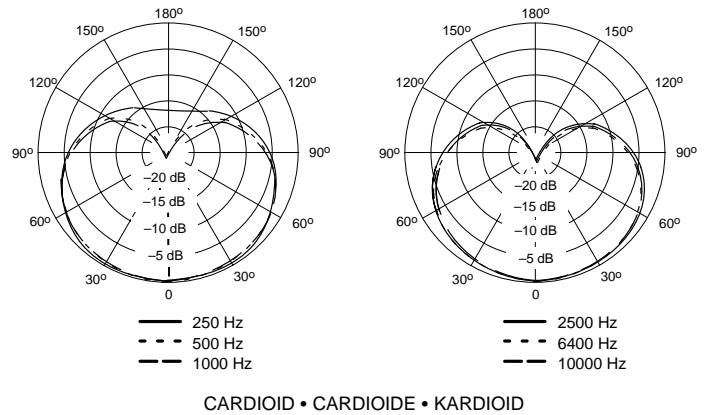
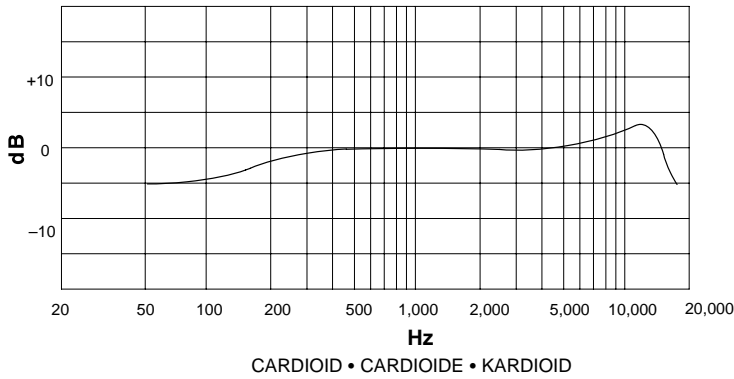
REPLACEMENT PARTS

| | |
|--------------------------------------|---------|
| Omnidirectional Cartridge | R183B |
| Supercardioid Cartridge | R184B |
| Cardioid Cartridge | R185B |
| Preamp Kit (Phantom) | RK183PK |
| Battery/Phantom Powered Preamplifier | MX1BP |
| Snap-Fit Windscreens (4 per pkg.) | RK183WS |
| Small Foam Windscreens (4 per pkg.) | RK261WS |
| Tie Clips (2 per pkg.) | RK183T1 |
| Dual Tie Clip | RK183T2 |
| 4-Pin Female Mini Connector (TA4F) | WA330 |
| Replacement Cable | C122 |



DIMENSIONS

FIGURE 1



TYPICAL FREQUENCY RESPONSE
 COURBE DE RÉPONSE TYPIQUE
 TYPISCHER FREQUENZGANG
 RESPUESTA DE FRECUENCIA TIPICA
 RISPOSTA IN FREQUENZA TIPICA

TYPICAL POLAR PATTERNS
 COURBES DE DIRECTIVITÉ TYPIQUES
 TYPISCHE POLARMUSTER
 PATRONES DE CAPTACION POLAR TIPICOS
 DIAGRAMMI POLARI TIPICI

FIGURE 2 • ABBILDUNG 1 • FIGURA 1

FIGURE 3 • ABBILDUNG 2 • FIGURA 2